

STOREFRONT INTERACTION DESIGN

Intershop Commerce Suite

# PAYONE Service Connector 3.0



|  |    |
|--|----|
| Title                                  | 1  |
| Table of Contents                      | 2  |
| Overview - Payment Workflows           | 3  |
| Payment Page                           | 4  |
| Payment Page - SOFORT                  | 5  |
| Payment Page - giropay                 | 6  |
| Payment Page - eps                     | 7  |
| Payment Page - iDEAL                   | 8  |
| Payment Page - Cash on Delivery        | 9  |
| Payment Page - Direct Debit            | 10 |
| Payment Page - Credit Card             | 11 |
| Payment Page - Errors                  | 12 |
| Review Page                            | 13 |
| My Account - Saved Payment Information | 14 |
| My Account - Add Payment Details I     | 15 |
| My Account - Add Payment Details II    | 16 |
| My Account - Saved Payment Details     | 17 |

## Intro

This document contains interaction designs for storefront pages.

This document shows and explains the functionality provided by the Payone Service Connector. Please see the Checkout and My Account wireframes for a complete documentation of the Intershop reference application.

## Disclaimer

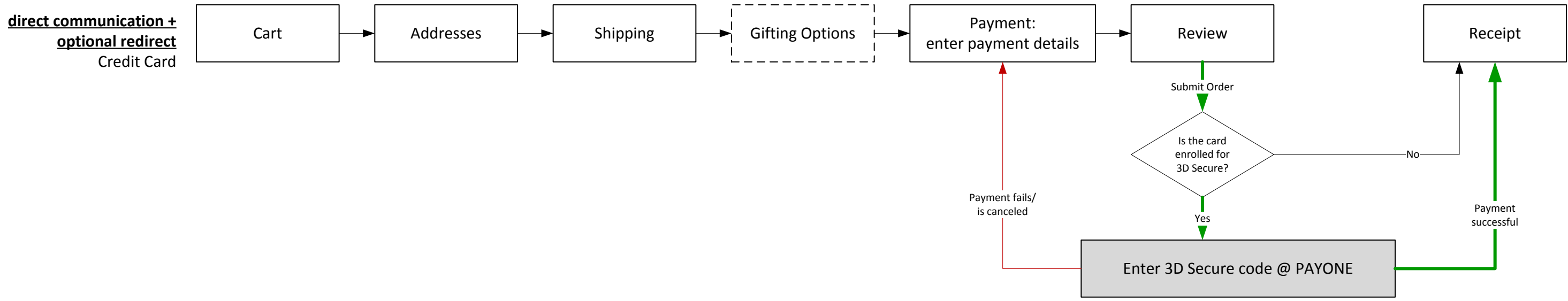
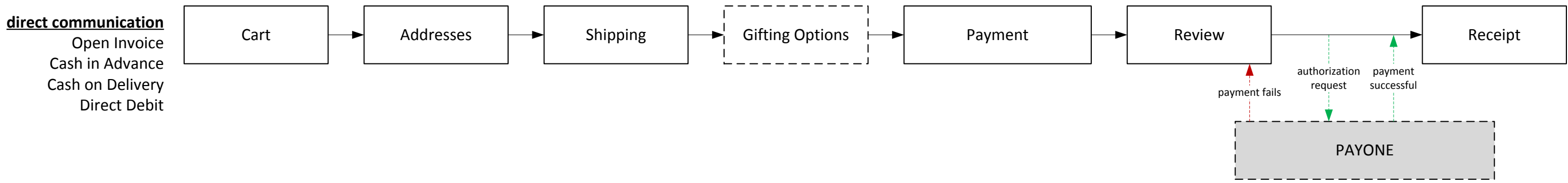
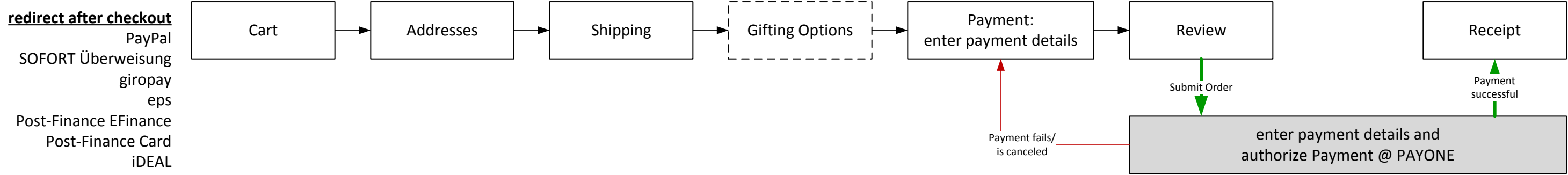
This document strives for completion. However it cannot be guaranteed that 100% of all features are covered.

## Copyright

This document and all of its parts are protected by copyright. All rights, including those of duplication, reproduction, translation, microfilming, storage on electronic media and processing in electronic form are expressly reserved. Intershop® and Enfinity™ are trademarks or registered trademarks of Intershop Communications AG. All other company, product and brand names are trademarks or registered trademarks of their respective owners. Copyright © 2005-2016 Intershop Communications. All Rights Reserved.

**Payment Workflows**

There are different ways how the different payment methods are integrated into the checkout. The online payment methods use a redirect after the checkout. The other methods work via direct communication. Credit card is a combination of both, a redirect only happens if the customer's card is enrolled for 3D Secure.



Addresses
Shipping
Payment
Review
Receipt

### Payment

Select a Payment Method

PAYONE PayPal

PAYONE SOFORT Überweisung

PAYONE giropay

PAYONE eps

PAYONE PostFinance E-Finance

PAYONE PostFinance Card

PAYONE iDEAL  
This payment method is not available in your country.

PAYONE Invoice

PAYONE Cash in Advance

PAYONE Cash on Delivery

PAYONE Direct Debit

PAYONE Credit Card

Apply a Gift Card or Certificate

Gift Cart/Certificate Number  PIN 
Apply
[Details](#)

Enter a Promotional Code

Promo Code 
Apply

Continue Checkout

#### Cart Summary

excl. VAT

|   |   |           |
|---|---|-----------|
| 1 | <a href="#">Product Title May Wrap</a>  | \$ 100.00 |
| 2 | <a href="#">Product Title</a><br><small>Promotion applied You Save \$ 10.00</small> | \$ 100.00 |

#### Order Summary

|                        |                  |
|------------------------|------------------|
| Subtotal               | \$ 200.00        |
| Shipping               | \$ 20.00         |
| Payment Costs          | \$ 3.00          |
| Sales Tax              | \$ 50.00         |
| <b>Estimated Total</b> | <b>\$ 273.00</b> |

#### Addresses

**Invoice Address** [Edit](#)  
 Patricia Miller  
 Berliner Str. 20  
 14482 Potsdam  
 Germany

**Shipping Address** [Edit](#)  
 Same as invoice address

[Read our Security & Privacy Policy](#)

1

2

### PAYONE Payment Methods

All payment methods are displayed on the payment page.

Configurable via Commerce Management:

- availability by application
- availability by customer segment
- availability by currency
- payment costs
- threshold (available for orders above a certain value)

Configurable via a properties file

- availability by country

See the Checkout Baseline IAD file for details about the display of payment costs and order thresholds.

1

**Payment methods**

Display names can be configured via Commerce Management.

**Input**

Some payment methods require input on the payment page

- eps
- giropay
- iDEAL
- SOFORT Überweisung
- cash on delivery
- Credit card

radiobutton on select expand form (see next pages)

2

**Country specific availability**

can be configured via properties file.

In case a payment method is not enabled for the currently selected country, the radio button is disabled and a message is shown.

Intershop Commerce Suite - Interaction Design  
IS\_7\_IAD\_Payone\_3.vsd

Last updated on  
February 17, 2016

Page  
4 of 17

Addresses
Shipping
Payment
Review
Receipt

### Payment

Select a Payment Method

**PAYONE SOFORT Überweisung**

IBAN

BIC

[Use account number and bank code \(only for German bank accounts\)](#)

Save this information for later purchases [Details](#)

**Apply**

**1a**

**PAYONE SOFORT Überweisung**

Account Number

Bank Code

[Use IBAN and BIC](#)

Save this information for later purchases [Details](#)

**Apply**

**1b**

**My PAYONE SOFORT Überweisung**

Account Holder: Patricia Miller  
Bank Code: 123456789

---

IBAN: xxxxxxxxxxxxxxxxxxx1111  
BIC: TESTBIC987

---

Add a New PAYONE SOFORT Überweisung

**3**

**Cart Summary** excl. VAT

|   |           |
|---|-----------|
| 1 <a href="#">Product Title May Wrap</a>  | \$ 100.00 |
| 2 <a href="#">Product Title</a><br><small>Promotion applied You Save \$ 10.00</small> | \$ 100.00 |

**Order Summary**

|                        |                  |
|------------------------|------------------|
| Subtotal               | \$ 200.00        |
| Shipping               | \$ 20.00         |
| Payment Costs          | \$ 3.00          |
| Sales Tax              | \$ 50.00         |
| <b>Estimated Total</b> | <b>\$ 273.00</b> |

**PAYONE SOFORT Überweisung**

- 1 SOFORT form**  
 User can either enter account number + bank code (Germany only) OR IBAN+BIC. Toggle between both options with the link below the form
  - a) default: IBAN + BIC
  - b) account number+bank code
- 2 Save for later**  
 Checkbox displayed if enabled in Commerce Management (for registered customers)
- 3 Saved data**  
 A customer can have one or more saved accounts (SEPA or non-SEPA), if saving is enabled.
  - Add new radiobutton**  
on select display new empty form

Intershop Commerce Suite - Interaction Design  
IS\_7\_IAD\_Payone\_3.vsd

Last updated on  
February 17, 2016

Page  
5 of 17

Logo

Addresses
Shipping
Payment
Review
Receipt

### Payment

Select a Payment Method

**PAYONE giropay**

IBAN:

BIC:

Save this information for later purchases [Details](#)

Apply

#### Cart Summary

excl. VAT

|   |   |
|---|---|
| 1 <a href="#">Product Title May Wrap</a>                            | \$ 100.00                                     |
| 2 <a href="#">Product Title</a><br><small>Promotion applied</small> | \$ 100.00<br><small>You Save \$ 10.00</small> |

#### Order Summary

|                        |                  |
|------------------------|------------------|
| Subtotal               | \$ 200.00        |
| Shipping               | \$ 20.00         |
| Payment Costs          | \$ 3.00          |
| Sales Tax              | \$ 50.00         |
| <b>Estimated Total</b> | <b>\$ 273.00</b> |

### My PAYONE giropay

IBAN: xxxxxxxxxxxxxxxxxxx1234  
 BIC: TESTBIC123

IBAN: xxxxxxxxxxxxxxxxxxx1111  
 BIC: TESTBIC987

Add a New PAYONE giropay

## PAYONE giropay

- 1 giropay form**  
 The customer has to enter his account data.
- 2 Save for later**  
 Checkbox displayed if enabled in Commerce Management (for registered customers)
- 3 Saved data**  
 A customer can have one or more saved accounts, if saving is enabled.

**Add new radiobutton**  
on select display new empty form

Intershop Commerce Suite - Interaction Design  
IS\_7\_IAD\_Payone\_3.vsd

Last updated on  
February 17, 2016

Page  
6 of 17

Logo

Addresses
Shipping
Payment
Review
Receipt

### Payment

Select a Payment Method

**PAYONE eps**

Bank Group

Save this information for later purchases [Details](#)

#### Cart Summary

excl. VAT

|   |   |   |
|---|---|---|
| 1 | <a href="#">Product Title May Wrap</a>                            | \$ 100.00                                     |
| 2 | <a href="#">Product Title</a><br><small>Promotion applied</small> | \$ 100.00<br><small>You Save \$ 10.00</small> |

#### Order Summary

|                        |                  |
|------------------------|------------------|
| Subtotal               | \$ 200.00        |
| Shipping               | \$ 20.00         |
| Payment Costs          | \$ 3.00          |
| Sales Tax              | \$ 50.00         |
| <b>Estimated Total</b> | <b>\$ 273.00</b> |

---

#### My PAYONE eps

Bank Group: Test Bank

Bank Group: Bank of Testing

Add a New PAYONE eps

## PAYONE eps

- 1 eps form**  
 The customer needs to select a bank group.  
 The available options are configurably via properties file.
- 2 Save for later**  
 Checkbox displayed if enabled in Commerce Management (for registered customers)
- 3 Saved data**  
 A customer can have one or more saved bank groups, if saving is enabled.

**Add new radiobutton**  
[on select](#) display new empty form

Intershop Commerce Suite - Interaction Design  
IS\_7\_IAD\_Payone\_3.vsd

Last updated on  
February 17, 2016

Page  
7 of 17

Logo

Addresses
Shipping
Payment
Review
Receipt

### Payment

Select a Payment Method

**PAYONE iDEAL**

Bank Group

Save this information for later purchases [Details](#)

#### Cart Summary

excl. VAT

|   |   |   |
|---|---|---|
| 1 | <a href="#">Product Title May Wrap</a>                            | \$ 100.00                                     |
| 2 | <a href="#">Product Title</a><br><small>Promotion applied</small> | \$ 100.00<br><small>You Save \$ 10.00</small> |

#### Order Summary

|                        |                  |
|------------------------|------------------|
| Subtotal               | \$ 200.00        |
| Shipping               | \$ 20.00         |
| Payment Costs          | \$ 3.00          |
| Sales Tax              | \$ 50.00         |
| <b>Estimated Total</b> | <b>\$ 273.00</b> |

---

### My PAYONE iDEAL

Bank Group: Test Bank

Bank Group: Bank of Testing

Add a New PAYONE iDEAL

## PAYONE iDEAL

- 1
**iDEAL form**  
 The customer needs to select a bank group.  
 The available options are configurably via properties file.
- 2
**Save for later**  
 Checkbox displayed if enabled in Commerce Management (for registered customers)
- 3
**Saved data**  
 A customer can have one or more saved bank groups, if saving is enabled.

**Add new radiobutton**  
on select display new empty form

Intershop Commerce Suite - Interaction Design  
 IS\_7\_IAD\_Payone\_3.vsd

Last updated on  
 February 17, 2016

Page  
 8 of 17



Logo

Addresses
Shipping
Payment
Review
Receipt

### Payment

**Select a Payment Method**

**PAYONE Cash on Delivery**

Shipping Provider

Save this information for later purchases [Details](#)

**Cart Summary** excl. VAT

|   |   |           |
|---|---|-----------|
| 1 | <a href="#">Product Title May Wrap</a>  | \$ 100.00 |
| 2 | <a href="#">Product Title</a><br><small>Promotion applied You Save \$ 10.00</small> | \$ 100.00 |

**Order Summary**

|                        |                  |
|------------------------|------------------|
| Subtotal               | \$ 200.00        |
| Shipping               | \$ 20.00         |
| Payment Costs          | \$ 3.00          |
| Sales Tax              | \$ 50.00         |
| <b>Estimated Total</b> | <b>\$ 273.00</b> |

---

### My PAYONE Cash on Delivery

Shipping Provider: DHL, Germany

Shipping Provider: Bartolini, Italy

Add a New PAYONE Cash on Delivery

## PAYONE Cash on Delivery

- 1
**Cash on Delivery form**  
 The customer needs to select a shipping provider.  
 The available options are configurably via properties file.
- 2
**Save for later**  
 Checkbox displayed if enabled in Commerce Management (for registered customers)
- 3
**Saved data**  
 A customer can have one or more saved bank groups, if saving is enabled.

**Add new radiobutton**  
[on select](#) display new empty form

### My PAYONE Cash on Delivery

Shipping Provider: DHL, Germany

Shipping Provider: Bartolini, Italy

Add a New PAYONE Cash on Delivery

Intershop Commerce Suite - Interaction Design  
IS\_7\_IAD\_Payone\_3.vsd

Last updated on  
February 17, 2016

Page  
9 of 17

Logo

Addresses
Shipping
Payment
Review
Receipt

### Payment

**Select a Payment Method**

**PAYONE Direct Debit**

Account Holder

IBAN

BIC

[Use account number and bank code \(only for German bank accounts\)](#)

Save this information for later purchases [Details](#)

**Apply**

**PAYONE Direct Debit**

Account Holder

Account Number

Bank Code

Bank Country

[Use IBAN and BIC](#)

Save this information for later purchases [Details](#)

**Apply**

**Cart Summary** excl. VAT

|   |   |           |
|---|---|-----------|
| 1 | <a href="#">Product Title May Wrap</a>  | \$ 100.00 |
| 2 | <a href="#">Product Title</a><br><small>Promotion applied You Save \$ 10.00</small> | \$ 100.00 |

**Order Summary**

|                        |                  |
|------------------------|------------------|
| Subtotal               | \$ 200.00        |
| Shipping               | \$ 20.00         |
| Payment Costs          | \$ 3.00          |
| Sales Tax              | \$ 50.00         |
| <b>Estimated Total</b> | <b>\$ 273.00</b> |

**My PAYONE Direct Debit**

Account Holder: Patricia Miller  
Account Number: \*\*\*\*\*111  
Bank Code: 1234567  
Bank Country: Germany

---

Account Holder: Patricia Miller  
IBAN: \*\*\*\*\*111  
BIC: AB1234567

Add a New PAYONE Direct Debit

## PAYONE Direct Debit

- 1 Direct Debit Form**  
 User can either enter account number + bank code (Germany only) OR IBAN+BIC. Toggle between both options with the link below the form
    - a) default: IBAN + BIC
    - b) account number+bank code
  - 2 Save for later**  
 Checkbox displayed if enabled in Commerce Management (for registered customers)
  - 3 Saved accounts**  
 A customer can have one or more saved accounts, if saving is enabled.
- Add new radiobutton**  
[on select](#) display new empty form

Logo

Addresses
Shipping
Payment
Review
Receipt

### Payment

Select a Payment Method

**PAYONE Credit Card**

Card Number

Credit Card Type Visa

Expiration Date

Security Code

Save this information for later purchases [Details](#)

#### Cart Summary

excl. VAT

|   |           |
|---|-----------|
| 1 <a href="#">Product Title May Wrap</a>  | \$ 100.00 |
| 2 <a href="#">Product Title</a><br><small>Promotion applied You Save \$ 10.00</small> | \$ 100.00 |

---

#### Order Summary

|                        |                  |
|------------------------|------------------|
| Subtotal               | \$ 200.00        |
| Shipping               | \$ 20.00         |
| Payment Costs          | \$ 3.00          |
| Sales Tax              | \$ 50.00         |
| <b>Estimated Total</b> | <b>\$ 273.00</b> |

#### My PAYONE Credit Card

Card Number: 411111\*\*\*\*\*1111

Add a New PAYONE Credit Card

## PAYONE Credit Card

- 1

**Credit Card Form**

**Available card types**

  - Visa
  - Mastercard
  - Amex
  - JCB
  - Maestro International
  - Diners Club
  - Discover
  - Carte Bleue

Each card type can be enabled separately via Commerce Management.
- 2

**Security Code**

The input of the credit card security code can be enabled/disabled via Commerce Management.
- 3

**Save for later**

Checkbox displayed if enabled in Commerce Management (for registered customers)
- 4

**Saved cards**

A customer can have one saved card, if saving is enabled.

**Add new radiobutton**  
on select display new empty form

Intershop Commerce Suite - Interaction Design  
IS\_7\_IAD\_Payone\_3.vsd

Last updated on  
February 17, 2016

Page  
11 of 17

Addresses
Shipping
Payment
Review
Receipt

### Payment

1
 Please correct the error(s) indicated below

Select a Payment Method

PAYONE giropay

The IBAN is invalid. Please enter a valid IBAN. 2

IBAN

BIC

Apply

Save this information for later purchases [Details](#)

**Cart Summary** excl. VAT

|  |                                  |
|--|----------------------------------|
| 1 <a href="#">Product Title May Wrap</a> | \$ 100.00                        |
| 2 <a href="#">Product Title</a>          | \$ 100.00                        |
| <small>Promotion applied</small>         | <small>You Save \$ 10.00</small> |
| <a href="#">Details</a>                  |                                  |

**Order Summary**

|                           |                  |
|---------------------------|------------------|
| Subtotal                  | \$ 200.00        |
| Shipping                  | \$ 20.00         |
| Gift Cards & Certificates | - \$ 23.00       |
| Payment Costs             | \$ 3.00          |
| Sales Tax                 | \$ 50.00         |
| <b>Estimated Total</b>    | <b>\$ 250.00</b> |

**Addresses**

Invoice Address [Edit](#)

Patricia Miller  
Berliner Str. 20  
14482 Potsdam  
Germany

Shipping Address [Edit](#)

Same as invoice address

## Payment Page - Errors

After clicking „Apply“ or „Continue Checkout“ all form input is validated. Error messages are displayed where necessary.

**1 Global Error Message**  
is displayed after clicking „Apply“ or „Continue Checkout“ if one of the fields is left empty or contains invalid data.

**2 Local Error Message**  
is displayed above the (highlighted) form field where the error occurred.

### Error Cases: SOFORT Überweisung

Account Number missing

The account number is invalid. Please enter a valid account number.

Bank code missing

The bank code is invalid. Please enter a valid bank code.

Invalid IBAN: **The IBAN is invalid. Please enter a valid IBAN.**

Invalid BIC: **The BIC must be 8 or 11 characters long.**

### Error Cases: giropay

IBAN missing or invalid

The IBAN is invalid. Please enter a valid IBAN.

### Error Cases: Credit Card

Any value missing (applies to all fields)

Please fill all of the credit card details with their correct values.

Wrong card type selected for the entered card number

Card type invalid. Please verify your card data.

Expiration date in the past

Expiry date invalid. Please verify your card data.

### Error Cases: Direct Debit

Account holder missing

The account holder is missing. Please enter an account holder.

IBAN missing or invalid: **The IBAN is invalid. Please enter a valid IBAN.**

Invalid BIC: **The BIC must be 8 or 11 characters long.**

Account number missing

The account number is invalid. Please enter a valid account number.

Bank Code

The bank code is invalid. Please enter a valid bank code.

Intershop Commerce Suite - Interaction Design  
IS\_7\_IAD\_Payone\_3.vsd

Last updated on  
February 17, 2016

Page  
12 of 17

Addresses
Shipping
Payment
Review
Receipt

### Review Your Order Information

Review the details of your order below and click 'edit' to make any changes. Click 'Submit Order' to complete your purchase.

**Items Shipping to Sally McVaughn - Fairground 32a** Your products will arrive in 3-4 days

| Qty. | Item Description  | Gift Options                  | Availability | Price     | Total                                |
|------|---|-------------------------------|--------------|-----------|--------------------------------------|
| 1    | <a href="#">Product Name</a><br>Product ID: 123456<br>Color: Blue<br>Size: Medium | selected <a href="#">Edit</a> | In Stock     | \$ 100.00 | <b>\$ 85.00</b><br>You Save \$ 15.00 |

**Shipping Address** [Edit](#)  
 Sally McVaughn  
 Fairground 32a  
 13302 New York  
 New York  
 United States

**Shipping Method**  
 Standard Ground - \$ 4.95 excl. VAT

**Invoice Address** [Edit](#)  
 Patricia Miller  
 Berliner Str. 20  
 14482 Potsdam  
 Germany

**Payment Method** [Edit](#)  
 PAYONE SOFORT Überweisung  
 xxxxxxxxxxxxxxxxxxx1234

#### Order Summary

|                   |                  |
|-------------------|------------------|
| <b>Subtotal</b>   | \$ 360.00        |
| <b>Shipping</b>   | \$ 4.95          |
| <b>Sales Tax</b>  | \$ 25.00         |
| <b>Total Cost</b> | <b>\$ 397.90</b> |

I agree to the [Terms & Conditions](#)
Submit Order

Click Submit Order only once. You will be charged when your order ships.

[Enter a Promo Code?](#)  
[Read our Security & Privacy Policy](#)

## Review page

On the review page the customer sees an overview of the complete order, including the selected payment method.

1

### Selected Payment Method

The selected payment method name is displayed. SOFORT Überweisung and giropay additionally display the masked account number/IBAN.

### Edit

[on click](#) go back to Payment page

1

---

Navigation

---

[Home](#) > [My Account](#) > Saved Payment Information

### Your Account

- [Logout](#)
- [Order History](#)
- [Wish Lists](#)
- [Gift Cards & Certificates](#)
- [Gift Card Balance Lookup](#)
- Saved Payment Information
- [Saved Addresses](#)
- [Profile Settings](#)
- [Product Notifications](#)

## Saved Payment Information

Select a preferred payment method for quicker checkout on future purchases.

**Preferred Method**

- PAYONE PayPal
- PAYONE SOFORT Überweisung [Add New PAYONE SOFORT Überweisung](#)
- PAYONE giropay [Add New PAYONE giropay](#)
- PAYONE eps [Add New PAYONE eps](#)
- PAYONE PostFinance E-Finance
- PAYONE PostFinance Card
- PAYONE IDEAL [Add New PAYONE IDEAL](#)
- PAYONE Invoice
- PAYONE Cash in Advance
- PAYONE Cash on Delivery [Add New PAYONE Cash on Delivery](#)
- PAYONE Direct Debit [Add New PAYONE Direct Debit](#)
- PAYONE Credit Card

[Save Changes](#)

---

Footer

**Saved Payment Information**

In My Account all available payment methods are listed. The customer can select a payment method as „preferred“ in My Account. See the Baseline My Account IAD file for details.

**1 Add New**  
link is available for some payment methods.  
[on click](#) open lightbox with form. See next page.

**Note:**  
Credit cards can only be saved during the checkout (if enabled in the Commerce Management). This is a security feature. During the checkout a Javascript makes sure, no credit card data is stored within Intershop 7, only a masked number. This is not possible in My Account.



Adding new payment details

A customer can add payment details to his account in the My Account section.

1 Save - on click add payment details to the customer's account

2 SOFORT The the customer can enter SEPA and non-SEPA data. See page „Payment Page - SOFORT“ for details

**Add a PAYONE SOFORT Überweisung** [Close](#)

IBAN

BIC

[Use account number and bank code \(only for German bank accounts\)](#) **2**

**1**

**Add a PAYONE giro pay** [Close](#)

IBAN

BIC

**1**

**Add a PAYONE eps** [Close](#)

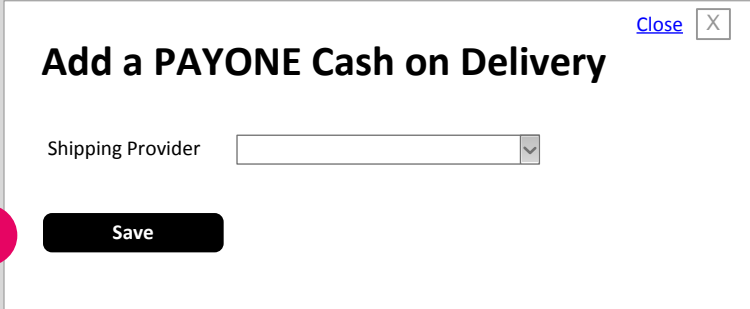
Bank Group

**1**

**Add a PAYONE iDEAL** [Close](#)

Bank Group

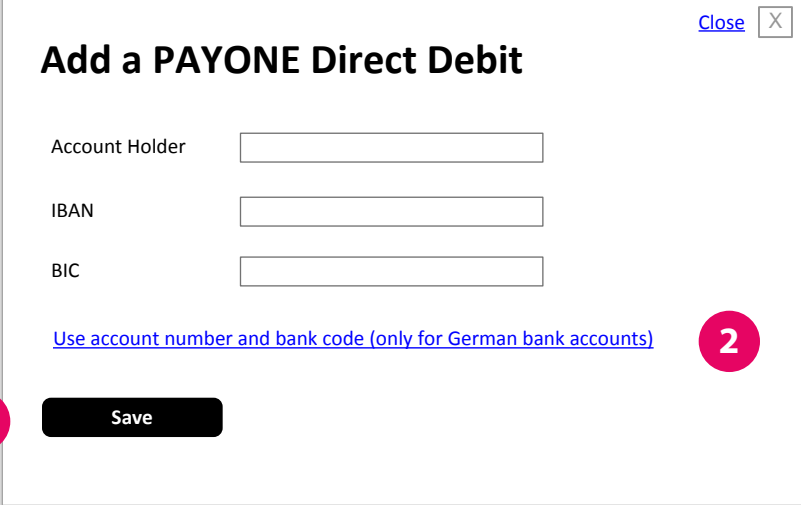
**1**



**Add a PAYONE Cash on Delivery** [Close](#)

Shipping Provider

**1**

**Add a PAYONE Direct Debit** [Close](#)

Account Holder

IBAN

BIC

[Use account number and bank code \(only for German bank accounts\)](#) **2**

**1**

## Adding new payment details

A customer can add payment details to his account in the My Account section.

- 1** **Save** - on click add payment details to the customer's account
- 2** **Direct Debit**  
The the customer can enter SEPA and non-SEPA data. See page „Payment Page - Direct Debit“ for details



Navigation

[Home > My Account > Saved Payment Information](#)

**Your Account**

- [Logout](#)
- [Order History](#)
- [Wish Lists](#)
- [Gift Cards & Certificates](#)
- [Gift Card Balance Lookup](#)
- Saved Payment Information
- [Saved Addresses](#)
- [Profile Settings](#)
- [Product Notifications](#)

## Saved Payment Information

Select a preferred payment method for quicker checkout on future purchases.

**Preferred Method**

**PAYONE PayPal**

**PAYONE SOFORT Überweisung** [Add New PAYONE SOFORT Überweisung](#)

Account Holder: Patricia Miller  
 Bank Code: 123456789

[Delete](#)

IBAN: xxxxxxxxxxxxxxxxxxx1111  
 BIC: TESTBIC987

[Delete](#)

**PAYONE giropay** [Add New PAYONE giropay](#)

IBAN: xxxxxxxxxxxxxxxxxxx1234  
 BIC: TESTBIC123

[Delete](#)

**PAYONE eps** [Add New PAYONE eps](#)

Bank Group: Bank of Testing

[Delete](#)

**PAYONE PostFinance E-Finance**

**PAYONE PostFinance Card**

**PAYONE iDEAL** [Add New PAYONE iDEAL](#)

Bank Group: Bank of Testing

[Delete](#)

**PAYONE Invoice**

**PAYONE Cash in Advance**

**Saved Payment Details**

A customer can have one or more saved accounts (or similar). The display is similar to the checkout.

- 1

**Saved payment details**  
A customer can have one or more saved accounts, if saving is enabled.

**Delete** - on click remove the account/saved payment details from the customer's account

**Note:** The customer can't add a new credit card here, only delete existing ones. The security mechanism that allows credit card numbers to be saved only works during checkout.

**PAYONE Cash on Delivery** [Add New PAYONE Cash on Delivery](#)

Shipping Provider: DHL, Germany

[Delete](#)

**PAYONE Direct Debit** [Add New PAYONE SOFORT Überweisung](#)

Account Holder: Patricia Miller  
 Bank Code: 123456789

[Delete](#)

IBAN: xxxxxxxxxxxxxxxxxxx1111  
 BIC: TESTBIC987

[Delete](#)

**PAYONE Credit Card**

Card Number: 411111\*\*\*\*\*1111

[Delete](#)

**Save Changes**